



PERFORMANCE REPORT

COMPASS GROWTH PORTFOLIO

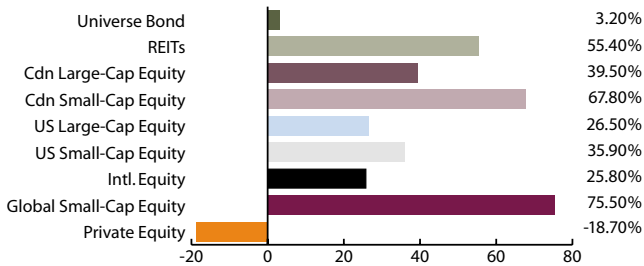
March 31, 2010

Returns

This table shows you how the portfolio performed after expenses and the contribution of each asset class over the past year.

	3 Months	1 Year	3 Year	5 Year	Since Inception
Your Portfolio	2.2%	32.0%	-5.1%	2.0%	4.6%

1 Year Performance of Underlying Asset Classes

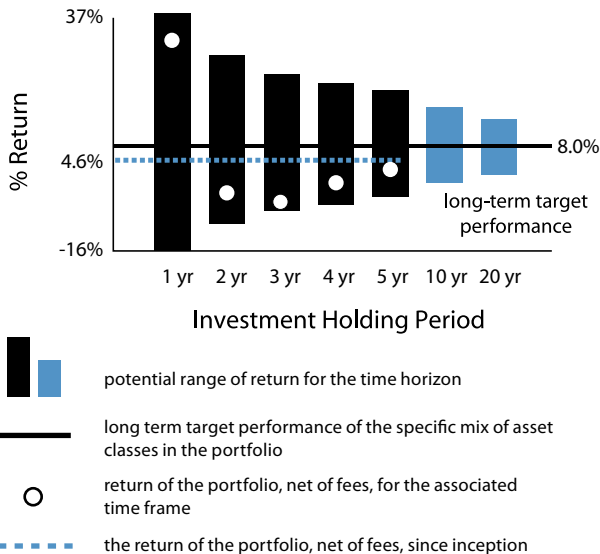


Did You Know That...?

- Your portfolio is regularly rebalanced to target weightings.
- 6 investment managers regularly assess positions within your portfolio.
- The management expense ratio of 2.09% on your portfolio is among the lowest in its category.
- A well-diversified portfolio matched to your needs is the best way to reach your financial goals over the long term.
- The actively managed global smaller capitalization equity portion of the fund outperformed the MSCI World (CAD) index by 54.69% during the past 12 months.
- Your portfolio is invested in high quality Canadian Federal, Provincial and corporate bonds.
- Lincluden Investment Management was added to manage the active US equity portion of your portfolio.
- Invesco Trimark was replaced by Lincluden Investment Management as one of the international equity managers in your portfolio.

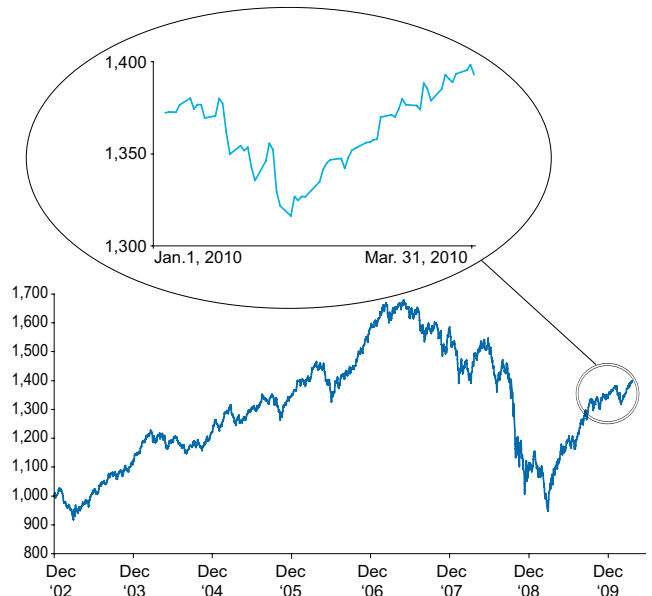
Performance Compared to Target Performance Range

The potential return range and long-term target performance illustrate the effect of holding a diversified investment portfolio mixing various asset classes and are not specific estimates or a guarantee of performance. They are based on historical performance of market indices for each asset class and forward projections of economic trends using a 95% probability factor.



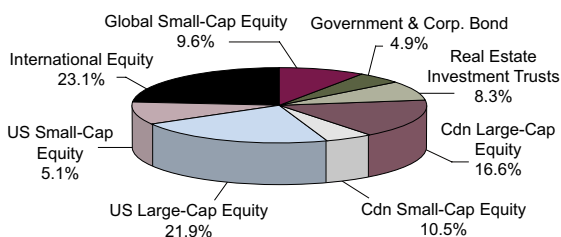
Value of \$1000 Investment

Illustration of \$1000 investment since inception of the portfolio.



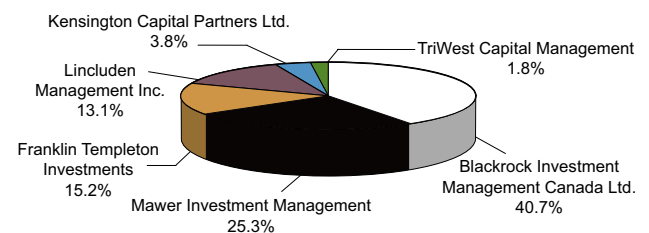
Diversification by Asset Category

This chart shows the weighting of specific asset categories in the portfolio.



Diversification by Manager

This chart shows the percentage of your portfolio by investment manager.





THE COMPASS ADVANTAGE

Sophisticated Portfolio Design

Portfolio design from a comprehensive inventory of investment ingredients.

Professional Management

Management expertise with access to the latest market information and research.

Premium Quality

Best in class investments objectively selected with proven records of value-added performance.

Exceptional Value

High quality investment portfolios at low cost equals exceptional value.

Simple to Maintain

Automatic re-balancing and consolidated reporting of a well-diversified portfolio.

Questions?

Talk to an ATB Investor Services professional at any ATB Financial branch or call 1-888-ATB-7121.

This report was prepared by ATB Investor Services. ATB Securities Inc. ATB Investment Services Inc. and ATB Investment Management Inc. are wholly owned subsidiaries of ATB Financial and are licensed users of the registered trademark ATB Investor Services and Compass Portfolio Series trademark. Commissions, trailing commissions, management fees, and expenses all may be associated with mutual fund investments. Please read the prospectus before investing. Mutual funds are not guaranteed, their values change frequently and past performance may not be repeated. The indicated rates of return are the historical annual compounded total returns including changes in unit value and reinvestment of all distributions and do not take into account sales, redemption, distribution or optional charges or income taxes payable by any securityholder that would have reduced returns. Mutual Funds are not insured by the Canada Deposit Insurance Corporation, nor guaranteed by ATB Investment Services Inc., ATB Securities Inc., ATB Investment Management Inc., ATB Financial, the Province of Alberta, or any government agency. Opinions, estimates, and projections contained herein are subject to change without notice. The information and opinions contained herein have been compiled or arrived at from sources believed reliable but no representation or warranty, express or implied, is made as to their accuracy or completeness. ATB Investor Services does not accept any liability whatsoever for any loss arising from any use of this report or its contents. This report is not, and is not to be construed as, an offer to sell or solicitation of an offer to buy any investment or advice regarding investments in securities. Always consult your investment professional before making any investment in securities. This report may not be reproduced in whole or in part, or referred to in any manner whatsoever, nor may the information, opinions, and conclusions contained in it be referred to without in each case the prior express consent of ATB Investor Services.